

DSP750 IN-WALL DIGITAL ACTIVE LOUDSPEAKER

OVERVIEW

The DSP750 is Meridian's highest performing in-wall loudspeaker. The 2025 edition has been developed as part of Meridian's Extreme Engineering Programme, utilising the same pioneering research and innovation seen in the flagship DSP8000 XE. Introducing enhanced driver design, advanced DSP, refined acoustic engineering and additional Meridian technology, the DSP750 achieves levels of audio quality usually associated with the very best floorstanding loudspeakers.

Meridian's 'Atlas' software core is at the heart of the new edition. This provides an all-new audio processing and control platform. With greatly increased DSP processing power, Atlas is future facing; supremely capable as it is, while offering ample headroom for further developments.

The sealed aluminium cabinet design ensures reliable and repeatable performance, regardless of the installation. High dynamic range, low distortion and an improved signal-to-noise ratio combine to provide high-quality sound with exceptional headroom and low-listener fatigue in any room.



DSP750 with grille, frame and RF600 rough-in box

PRODUCT HIGHLIGHTS

Ultra-shallow (100mm deep) design provides full DSP loudspeaker performance, while the rough-in box and frame system allow for easy installation and precise positioning.

- New tweeter and mid-range drivers delivering higher output, lower distortion and improved imaging precision.
- 'Double-baffle' aluminium enclosure design minimises unwanted resonances and colouration.
- Separate mid-range driver enclosures constructed from inert resin material eliminate interaction with the bass drivers.
- Grille attached by magnets may be painted to match interiors.
- Each of the five drive-units are powered by a bridged pair of amplifiers; each pair capable of delivering over 100W into 8 ohms.
- Supports Meridian Image Focus Plus technology.

REAR VIEW



DSP750 Connections



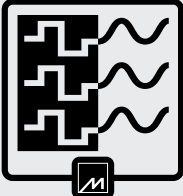
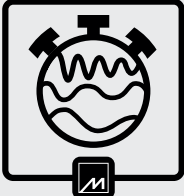
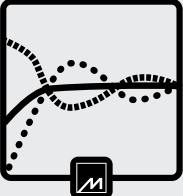

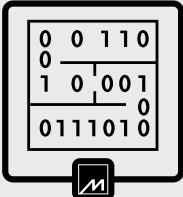

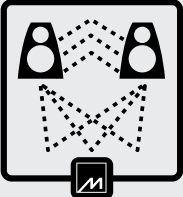
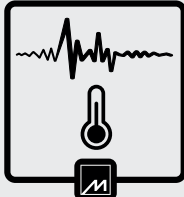
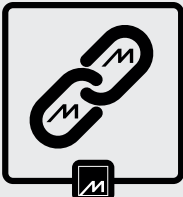



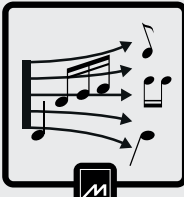
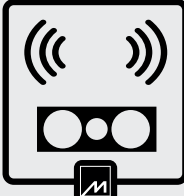

DSP750 rear shown with mounting frame in place

DATASHEET

USER FEATURES

- The front of the loudspeaker carries the on/off rocker switch, an infra-red receptor window, an RS232 socket and a three-way channel selector rocker switch. When switched to L + R, the loudspeaker plays a balanced mix of left and right audio which is ideal for soundbar applications - especially when combined with Centre Elevation.
- LED indicators show power and standby status in normal use and are also used to confirm configuration settings during installation.
- All the elements are designed for simple, flexible and precise installation into almost any type of wall.
- 100mm mounting depth for easy mounting and installation.

TECHNOLOGIES

SIGNAL CONDITIONING	SYSTEM OPTIMISATION	PLAYBACK ENHANCEMENT	PERFORMANCE MANAGEMENT
 <p>DIGITAL PRECISION</p>	 <p>FFA</p>	 <p>E3 BASS</p>	 <p>PRO-ACTIVE BASS</p>
 <p>Q-SYNC</p>	 <p>FREE-Q</p>	 <p>IMAGE FOCUS +</p>	 <p>PRO-ACTIVE THERMAL</p>
 <p>TRUE LINK</p>	 <p>PERFECT BALANCE</p>	 <p>PRO-TEC</p>	
 <p>TRUE TIME</p>	 <p>BSM</p>		
	 <p>IMAGE ELEVATION</p>		
	 <p>HPA</p>		

CONSTRUCTION

The DSP750 is made up of a slim, self-contained, all-metal enclosure with a metal mounting frame. Its purpose-built rough-in wall-box is available separately. The rough-in box is first fitted to the wall and wired to the mains supply. The frame is then fitted and the loudspeaker enclosure is then bolted to the frame. The rough-in box and frame can be adjusted for various wall materials and depths.

- The loudspeaker enclosure is fitted to its frame which is designed for mounting into new-build partition and stud style walls, or for retrofitting into stud or brick/stone-built walls.
- The paintable, perforated steel grille supplied with the loudspeaker can be fitted where required. The grille is held in place by powerful rubber-coated magnets which are attached to the aluminium extrusion that forms the front panel of the loudspeaker enclosure.

SPECIFICATION

AUDIO INPUTS	• 1 x Meridian SpeakerLink connector (RJ45)
AUDIO OUTPUTS	• 1 x Meridian SpeakerLink connector (RJ45)
PERFORMANCE	<ul style="list-style-type: none"> • Peak SPL: 120dB@1m for a single speaker • 3 x DSP750 in HPA: Peak SPL = 125dB@1m and 105dB@10m/32ft • Frequency response 30Hz – 40kHz
AMPLIFIERS	• Five pairs of Class-D amplifiers - each pair bridged for greater than 100W into 8 Ohms
TWEETER	• Aluminium dome with custom steel waveguide
MID-RANGE DRIVERS	• 2 x 100mm with woven polypropylene cones
BASS DRIVERS	• 2 x 160mm long-throw, high-output with titanium voice coil
FRONT PANEL CONTROLS	<ul style="list-style-type: none"> • Rocker switch selects “Right”, “L + R”, “Left or Centre” • RS232 socket – 3.5mm minijack (long version – 18.6mm) • LED indicators show power status and configuration settings
DIMENSIONS/WEIGHT	<ul style="list-style-type: none"> • HEIGHT: 1230mm [48.5in]* • DEPTH: 102mm [4in] • WIDTH: 203mm [8in] • WEIGHT: 16 kg [35lbs]
GRILLE DIMENSIONS	<ul style="list-style-type: none"> • HEIGHT: 1251.3mm [49.25in] • DEPTH: 4mm [0.16in] • WIDTH: 222.5mm [8.73in]
PACKED DIMENSIONS	<ul style="list-style-type: none"> • HEIGHT: 1380mm [54.3in] • DEPTH: 270mm [10.6in] • WIDTH: 340mm [13.4in] • PACKED WEIGHT: 21 kg [36lbs]
POWER	• IEC mains connector included in back-box connects to flying lead attached to enclosure

* Excludes frame

For detailed drawings please contact design@meridian.co.uk